

**M12 male Y-distributor / M12 female 90°**

PUR 3x0.34 bk UL/CSA 0,3m

Y-connector M12 – M12, 4/3-pole

Male straight – females 90°

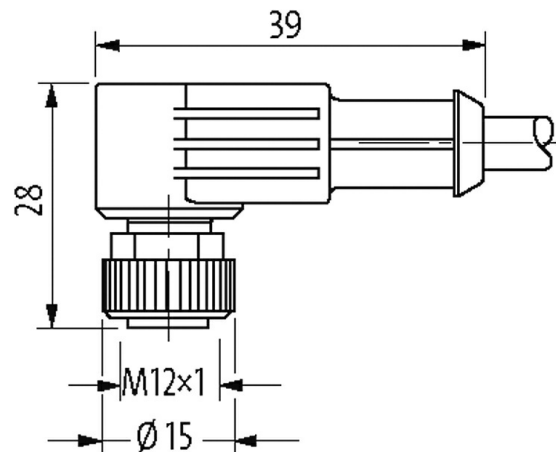

A-coded

Art-No. 7005 - M12 Lite - (plastic hexagonal screw) on request

Plastic housings with good resistance against chemicals and oils.

The resistance to aggressive media should be individually tested for your application. Further details on request.

Further cable lengths on request.

**[Link to Product](#)****Illustration**

Product may differ from Image

**Approvals**

\* only for products with UL/CSA approved cable

cCSAus

**Form**

Form 40741

**General data**

Standards DIN EN 61076-2-101 (M12)

Mounting method inserted, tightened

|                                    |  |
|------------------------------------|--|
| Material (contact)                 | Copper alloy   |
| Material (contact surface)         | Au   |
| Material (gasket)                  | FKM  |
| Pollution Degree                   | 3  |
| Temperature range                  | -25...+85 °C, depending on cable quality   |
| <b>Cables</b>                      |  |
| No./diameter of wires              | 3 × 0.34 mm <sup>2</sup>   |
| Wire isolation                     | PVC (br, bl, bk)   |
| C-track properties                 | 2 Mio.   |
| Material (jacket)                  | PUR/PVC (UL/CSA)   |
| Outer Ø                            | 4.9 mm ±5%   |
| Bend radius (moving)               | 15× outer Ø  |
| Temperature range (fixed)          | -30...+80 °C   |
| Temperature range (mobile)         | -5...+80 °C  |
| Cable identification               | 623  |
| Cable Type                         | 2 (PUR/PVC)  |
| Approval (cable)                   | UL (AWM-Style 20549/1731), CSA; CE conform   |
| Cable weight [g/m]                 | 35,97  |
| Material (wire)                    | Cu wire, bare  |
| Resistor (core)                    | max. 57 Ω/km (20 °C)   |
| Single wire Ø (core)               | 0.1 mm   |
| Construction (core)                | 42 × 0.1 mm (multi-strand wire class 6)  |
| Diameter (core)                    | 3 × 0.34 mm <sup>2</sup>   |
| AWG                                | similar to AWG 22  |
| Material (wire isolation)          | PVC  |
| Material property (wire isolation) | CFC-, cadmium-, silicone- and lead-free  |
| Shore hardness (wire isolation)    | 43 ±5 D  |
| Wire-Ø incl. isolation             | 1.25 mm ±5%  |
| Color/numbering of wires           | black similar to RAL 9005  |
| Stranding combination              | 3 wires twisted  |
| Shield                             | no   |
| Material (jacket)                  | PUR/PVC  |
| Material property (jacket)         | CFC-, halogen-, cadmium-, silicone- and lead-free, matt, low-adhesion, machine easy to process, abrasion-resistant, hydrolysis and microbial resistant |
| Shore hardness (jacket)            | 80 ±5 A (PVC-under jacket); 85 ±5 A (PUR-jacket)   |
| Outer-Ø (jacket)                   | 4.9 mm ±5%   |
| Color (jacket)                     | black  |
| chemical resistance                | good resistance to oil, gasoline and chemicals   |
| Nominal voltage                    | UL 300 V AC  |
| Test voltage                       | 2000 V AC  |
| Current load capacity              | to DIN VDE 0298-4  |
| Temperature range (fixed)          | -30...+80 °C   |
| Temperature range (mobile)         | -5...+80 °C  |
| Bend radius (fixed)                | 10× outer Ø  |
| Bend radius (moving)               | 15× outer Ø  |
| No. of bending cycles (C-track)    | max. 2 Mio. (25 °C)  |
| Traversing distance (C-track)      | max. 5 m (horizontal)  |
| Travel speed (C-track)             | max. 3.3 m/s   |
| Acceleration (C-track)             | max. 5 m/s <sup>2</sup>  |

Jacket Color black

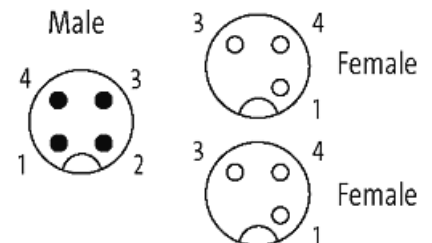
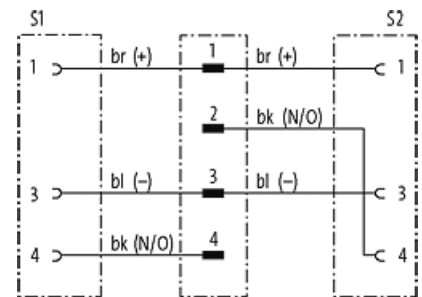
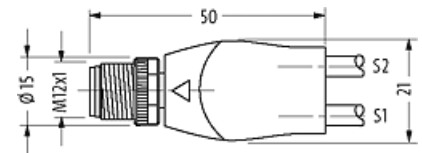
#### Technical Data

|   |  |
|---|--|
| Operating voltage                         | max. 250 V AC/DC   |
| Operating voltage (only UL listed)        | 30 V AC/DC   |
| Rated surge voltage                       | 2.5 kV   |
| Operating current per contact             | max. 4 A   |
| No. of poles                              | 4-/3-pole  |
| Material group                            | IEC 60664-1, category I  |
| Coding                                    | A-coded  |
| LED display                               | no   |
| Locking of ports                          | Screw thread (M12×1 mm) recommended torque 0.6 Nm, self-securing |
| Compression gland                         | M12 (SW13)   |
| Protection                                | IP65, IP66K, IP67 inserted and tightened (EN 60529)              |
| Locking material                          | Zinc die casting, matte nickel plated                            |
| Material                                  | PUR  |
| suitable for corrugated tube (internal Ø) | 10 mm  |

#### Commercial data

|                       |               |
|-----------------------|---------------|
| country of origin     | DE            |
| customs tariff number | 85444290      |
| EAN                   | 4048879156264 |
| eClass                | 27279218      |
| Packaging unit        | 1             |

#### Sketch



Product may differ from Image